


33 Brent Cross Shopping Centre
Retailing




Environmental impact	Medium
Employer/employee ranking	31/35
Staff numbers	130
Gas	n/a
Electricity	5,182 MWh (-5%)
Water	45,045 m ³ (-14%)

34 Coca-Cola Great Britain
Food and drink




Environmental impact	High
Employer/employee ranking	40/13
Staff numbers	259
Gas	1,501 MWh (+25%)
Electricity	2,029 MWh (-5%)
Water	n/a

35 BRE Group
Research and development




Environmental impact	Low
Employer/employee ranking	32/42
Staff numbers	632
Gas	11,171 MWh (+11%)
Electricity	6,939 MWh (+1%)
Water	30,773 m ³ (-28%)

36 Altro
Manufacturing




Environmental impact	Medium
Employer/employee ranking	34/39
Staff numbers	373
Gas	8,216 MWh (-1%)
Electricity	5,864 MWh (+9%)
Water	2,180 m ³ (+20%)

37 RES Group
Renewable energy




Environmental impact	Medium
Employer/employee ranking	46/9
Staff numbers	243
Gas	n/a
Electricity	252.5 MWh
Water	n/a

38 James McNaughton Group
Paper supplies




Environmental impact	Low
Employer/employee ranking	37/29
Staff numbers	264
Gas	158,655 m ³ (-20%)
Electricity	685 MWh (-13%)
Water	4,151 m ³ (-23%)

39 Greencare H₂O
Business services




Environmental impact	Low
Employer/employee ranking	49/11
Staff numbers	62
Gas	n/a
Electricity	32.2 MWh (-35%)
Water	104 m ³ (-2%)

40 Warren Evans
Manufacturing




Environmental impact	Medium
Employer/employee ranking	54/1
Staff numbers	82
Gas	n/a
Electricity	n/a
Water	579 m ³

41 Muntons
Food and drink




Environmental impact	High
Employer/employee ranking	42/23
Staff numbers	272
Gas	194,559 MWh (+1%)
Electricity	29,209 MWh (+3%)
Water	1,069,363 m ³ (-11%)

42 Clear Channel
Advertising




Environmental impact	Low
Employer/employee ranking	30/57
Staff numbers	811
Gas	n/a
Electricity	33,994 MWh (+3%)
Water	n/a

43 AXA PPP Healthcare
Financial services




Environmental impact	Medium
Employer/employee ranking	45/28
Staff numbers	1,763
Gas	1,191 MWh (+1%)
Electricity	4,736 MWh (-3%)
Water	742,100 m ³ (-4%)

44 ExCeL London
Facilities management




Environmental impact	Medium
Employer/employee ranking	41/33
Staff numbers	162
Gas	12,218 MWh (-51%)
Electricity	10,686 MWh (-39%)
Water	n/a

45 Allsignsgroup
Manufacturing




Environmental impact	Medium
Employer/employee ranking	52/14
Staff numbers	80
Gas	60 MWh (+78%)
Electricity	206.4 MWh (-2%)
Water	2,250 m ³ (No change)

47 Eurostar
Transport




Environmental impact	Medium
Employer/employee ranking	43/41
Staff numbers	1,639
Gas	n/a
Electricity	n/a
Water	57,933 m ³

46 Kadence (UK)
Market research



Environmental impact	Low
Employer/employee ranking	39/48
Staff numbers	60
Gas	n/a
Electricity	60 MWh (-89%)
Water	460 m ³

48 Gentoo Group
Property development



Environmental impact	Medium
Employer/employee ranking	47/30
Staff numbers	1,680
Gas	22,352 MWh
Electricity	6,806 MWh
Water	17,995 m ³ (+80%)